

Please print the document at 100% for an accurate scale results.



**2917-TL THOMPSON SECTIONAL**

Overall: h36.5 d39 w varies by piece  
Inside: ah22.5 sh21  
Loose back cushions

As Shown:

**2917-33TL LAF CORNER SOFA**

Overall: d39 w93  
Inside: d23 w81  
(2) 19" Throw pillows

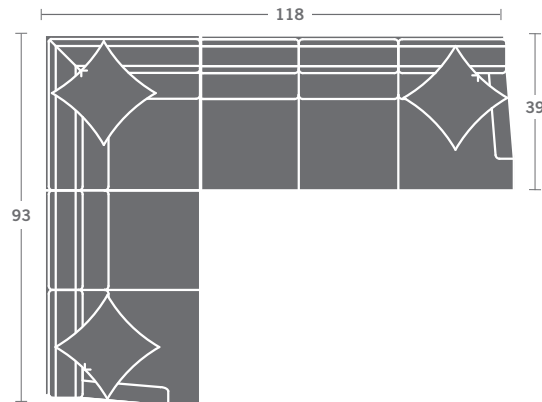
**2917-32TL RAF SOFA**

Overall: d39 w79  
Inside: d23 w74.5  
(1) 19" Throw pillow

*Options Shown: 19" Throw pillows in contrasting fabric and 3/8" contrasting microflange. All welt in a contrasting fabric. Extra pair of pillows with trim. Available skirted (SK) or with casters on tapered leg (CL).*

PLEASE PROVIDE DIAGRAM WITH YOUR ORDER.

Quarter Inch Scale Drawing



As Shown:  
**2917-33TL LAF CORNER SOFA**  
**2917-32TL RAF SOFA**

Please print the document at 100% for an accurate scale results.

Quarter Inch Scale Drawing



2917-10TL  
ARMLESS CHAIR



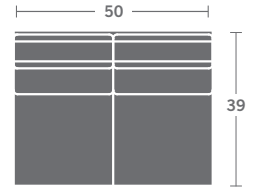
2917-11TL  
LAF CHAIR



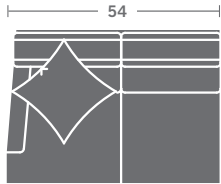
2917-12TL  
RAF CHAIR



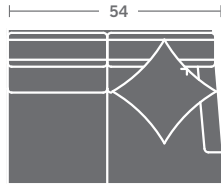
2917-15TL  
CORNER CHAIR



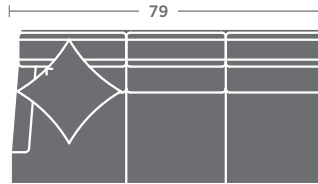
2917-20TL  
ARMLESS LOVESEAT



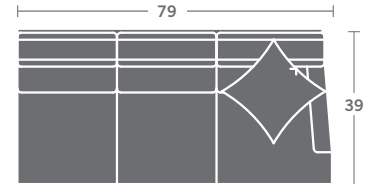
2917-21TL  
LAF LOVESEAT



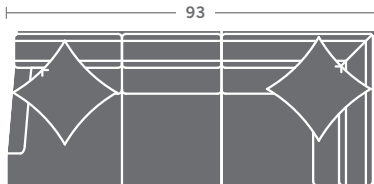
2917-22TL  
RAF LOVESEAT



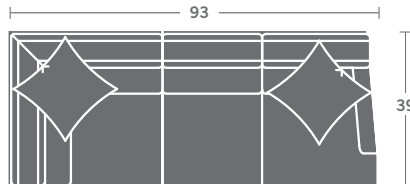
2917-31TL  
LAF SOFA



2917-32TL  
RAF SOFA



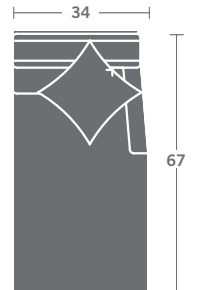
2917-33TL  
LAF CORNER SOFA



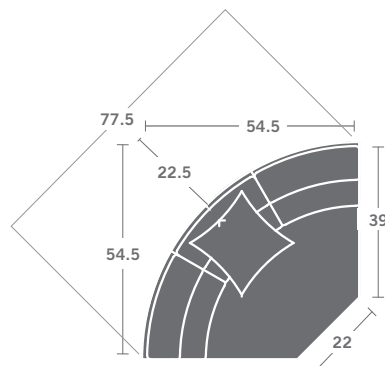
2917-34TL  
RAF CORNER SOFA



2917-41TL  
LAF CHAISE



2917-42TL  
RAF CHAISE



2917-25TL  
QUARTER TURN