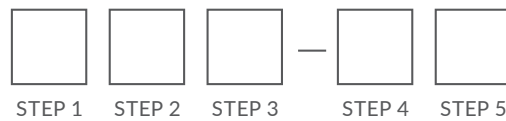


# TAYLOR MADE BEDS & HEADBOARDS

IT'S EASY TO ORDER YOUR CUSTOM BED OR HEADBOARD.  
JUST FOLLOW THE SIMPLE STEPS TO FILL IN THE APPROPRIATE BOXES.



EXAMPLE:



TAYLOR MADE Bed, 01 Style, Plain Panel, King Size, 63" Tall

## STEP 1 SELECT BED OR HEADBOARD.

**TP** \*  
BED  
 **TPP** \*  
PLATFORM BED

**TB**  
BED  
 **TBP** \*  
PLATFORM BED

**TF**  
BED  
 **TFP** \*  
PLATFORM BED

**TU**  
BED  
 **TUP** \*  
PLATFORM BED

**TN**  
BED  
 **TNP** \*  
PLATFORM BED

**TH**  
HEADBOARD

\*Additional charges apply. See price list for more information.

## STEP 2 SELECT STYLE ALL STYLES AVAILABLE IN LEATHER. MATCHING FOOTBOARDS 34" HIGH.

Please contact customer service for mixing different headboard and footboard styles. Upcharge will apply.

**01**  
SQUARE CORNER

**21**  
SQUARE CORNER  
W/ MATCHING FOOTBOARD

**02**  
SQUARE CORNER  
BORDERLESS

**22**  
SQUARE CORNER, BORDERLESS  
W/ MATCHING FOOTBOARD

**03**  
CLIPPED CORNER

**23**  
CLIPPED CORNER  
W/ MATCHING FOOTBOARD

**04**  
SLOPED BED

**24**  
SLOPED BED  
W/ MATCHING FOOTBOARD

**07**  
WAVE

**27**  
WAVE  
W/ MATCHING FOOTBOARD

**08**  
WINGED  
8" Wider than standard  
Please see Step 4

**28**  
WINGED  
W/ MATCHING FOOTBOARD  
8" Wider than standard  
Please see Step 4.  
Only available on TP & TU.

**09**  
SQUARE-CUT CORNER

**29**  
SQUARE-CUT CORNER  
W/ MATCHING FOOTBOARD

**10**  
SCALLOPED

**20**  
SCALLOPED  
W/ MATCHING FOOTBOARD

**15**  
ARCHED


**25**  
ARCHED  
W/ MATCHING FOOTBOARD

**16**  
ARCHED CLIPPED CORNER

**26**  
ARCHED CLIPPED CORNER  
W/ MATCHING FOOTBOARD

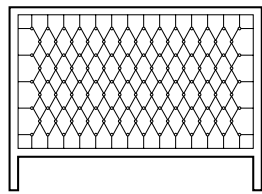
# TAYLOR MADE BEDS & HEADBOARDS

## STEP 3 SELECT PANEL TREATMENT



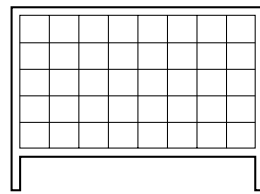
**PL**

PLAIN



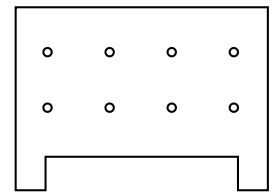
**DT**

DIAMOND TUFT  
WITH BUTTONS



**BT**

BISCUIT TUFT  
WITHOUT BUTTONS

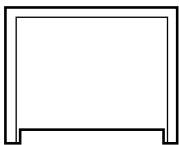


**SB**

SPACED  
BUTTON


\*Number of buttons will vary by size.

## STEP 4 SELECT SIZE




**T**

TWIN  
46" WIDE




**F**

FULL  
61" WIDE




**Q**

QUEEN  
67" WIDE



**K**

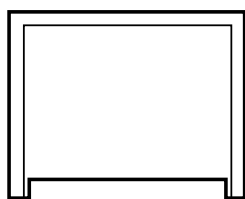
KING  
83" WIDE




**CK**

CALIFORNIA KING  
79" WIDE


## STEP 5 SELECT HEADBOARD HEIGHT



**56"**



**63"**

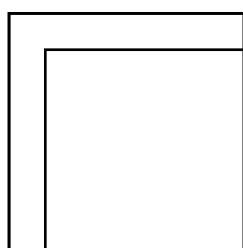


**70"**


## STEP 6 SELECT A FINISH (UPCHARGES WILL APPLY FOR A PREMIUM FINISH)

When selecting finishes, note plinth base will show end grain at edges. Lighter and more translucent finishes may show this more so than painted finishes.


## STEP 7 NAIL TRIM OPTIONS 1/2" NAILS ONLY (STANDARD NAIL CHARGES)




NO NAILS



OUTSIDE BORDER



INSIDE BORDER



DOUBLE BORDER