

Please print the document at 100% for an accurate scale results.



### 6212- SANTOR SECTIONAL

As Shown:

#### 6212-31 LAF SOFA

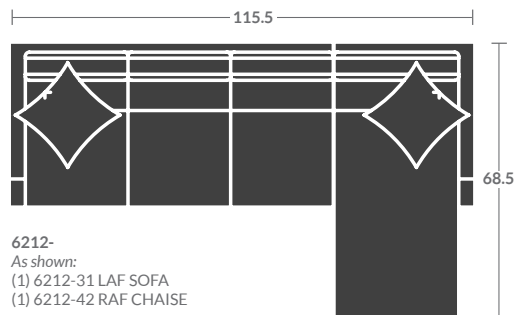
Overall h37.5 d41 w80.5  
Inside d24 w76.5 ah25 sh22.5  
(1) 19"dog ear throw pillow  
Loose back cushions

#### 6212-42 RAF CHAISE

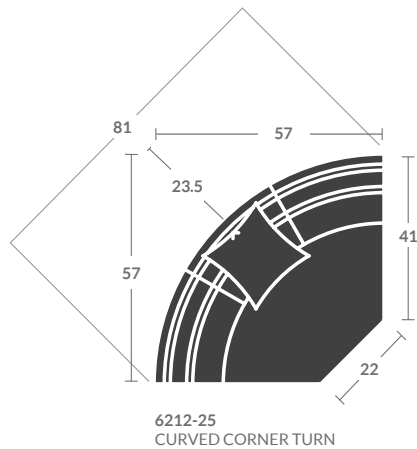
Overall h37.5 d68.5 w35  
Inside d24 w30.5 ah25 sh22.5  
(1) 19"dog ear throw pillow  
Loose back cushions

Options Shown: Contrasting fabric/shadow box inset on pillows, 1/2" Pewter nails

Quarter Inch Scale Drawing



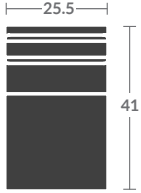
6212-  
As shown:  
(1) 6212-31 LAF SOFA  
(1) 6212-42 RAF CHAISE




6212-25  
CURVED CORNER TURN

Please print the document at 100% for an accurate scale results.

Quarter Inch Scale Drawing



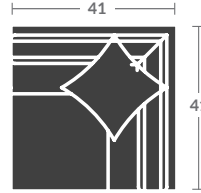
6212-10  
ARMLESS CHAIR



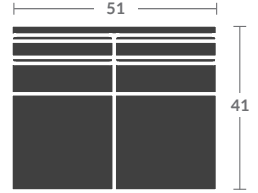
6212-11  
LAF CHAIR



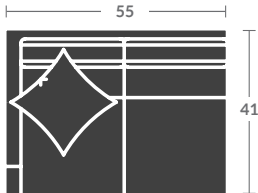
6212-12  
RAF CHAIR



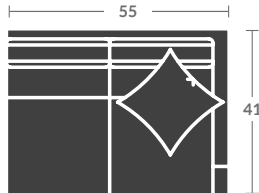
6212-15  
CORNER CHAIR



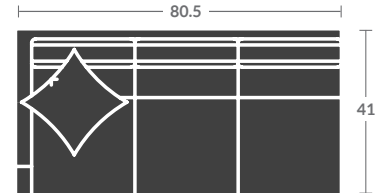
6212-20  
ARMLESS LOVESEAT



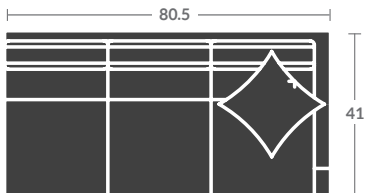
6212-21  
LAF LOVE SEAT



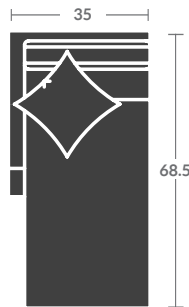
6212-22  
RAF LOVE SEAT



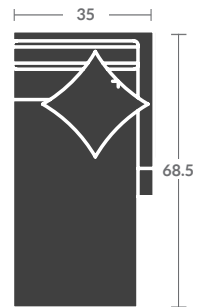
6212-31  
LAF SOFA



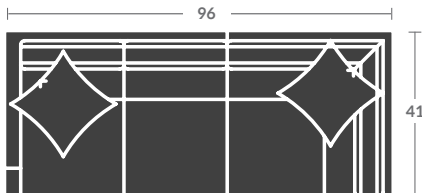
6212-32  
RAF SOFA



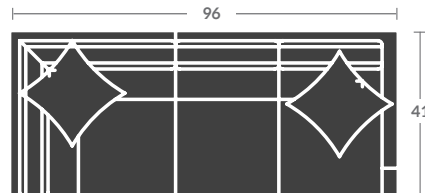
6212-41  
LAF CHAISE



6212-42  
RAF CHAISE



6212-33  
LAF CORNER SOFA



6212-34  
RAF CORNER SOFA